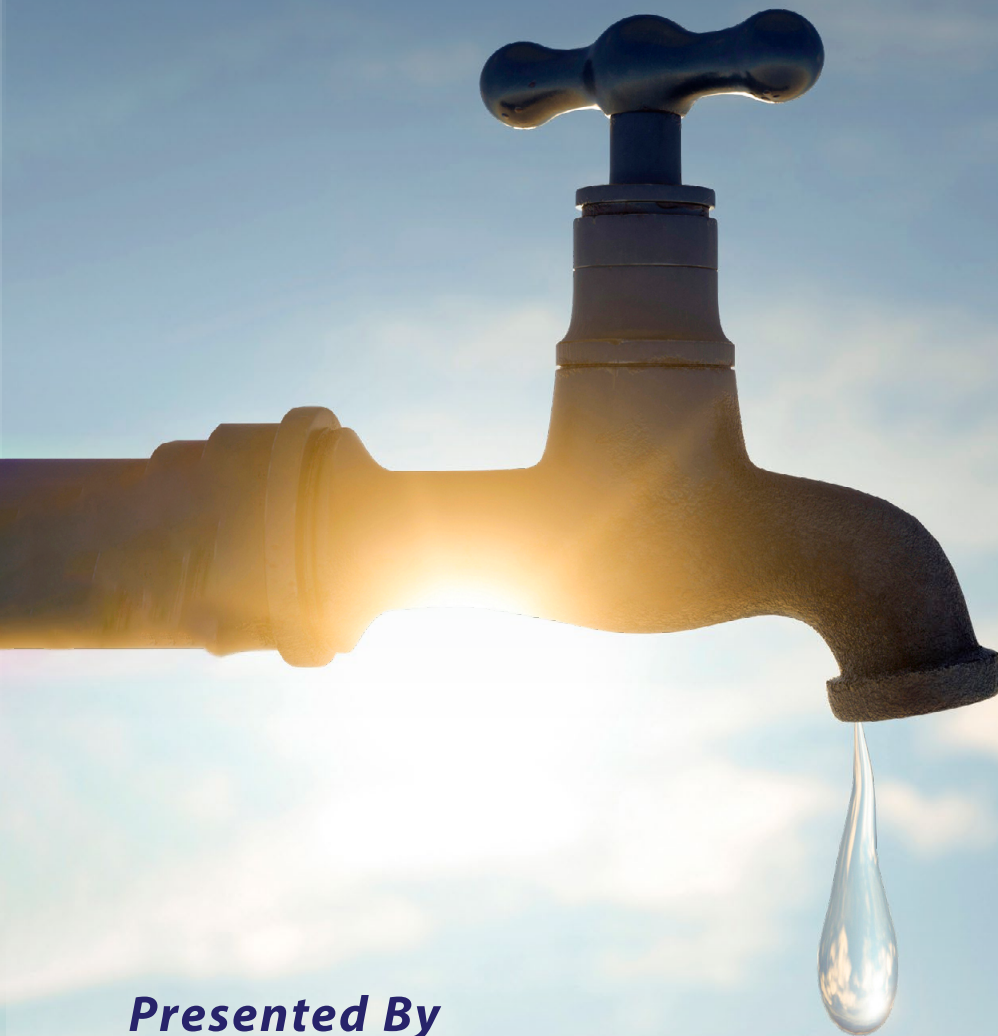


# ANNUAL WATER QUALITY REPORT

Reporting Year 2025



***Presented By***



## Our Commitment

We are pleased to present to you this year's annual water quality report. This report is a snapshot of last year's water quality covering all testing performed between January 1 and December 31, 2025. Included are details about your source of water, what it contains, and how it compares to standards set by regulatory agencies. Our constant goal is to provide you with a safe and dependable supply of drinking water. We want you to understand the efforts we make to continually improve the water treatment process and protect our water resources. We are committed to ensuring the quality of your water and providing you with this information because informed customers are our best allies.

## Important Health Information


Copper is an essential nutrient, but some people who drink water containing copper in excess of the action level over a relatively short amount of time could experience gastrointestinal distress. Some people who drink water containing copper in excess of the action level over many years could suffer liver or kidney damage. People with Wilson's disease should consult their personal doctor.

Some people may be more vulnerable to contaminants in drinking water than the general population. Immunocompromised persons such as persons with cancer undergoing chemotherapy, persons who have undergone organ transplants, people with HIV/AIDS or other immune system disorders, some elderly, and infants can be particularly at risk from infections. These people should seek advice about drinking water from their health-care providers. U.S. Environmental Protection Agency (U.S. EPA)/Centers for Disease Control and Prevention (CDC) guidelines on appropriate means to lessen the risk of infection by *Cryptosporidium* and other microbial contaminants are available from the Safe Drinking Water Hotline (800-426-4791) or [epa.gov/safewater](http://epa.gov/safewater).



## Lead in Home Plumbing

If present, elevated levels of lead can cause serious health problems, especially for pregnant women and young children. Lead in drinking water is primarily from materials and components associated with service lines and home plumbing. We are responsible for providing high-quality drinking water, but we cannot control the variety of materials used in plumbing components. When your water has been sitting for several hours, you can minimize the potential for lead exposure by flushing your tap for 30 seconds to 2 minutes before using water for drinking or cooking. If you are concerned about lead in your water, you may wish to have your water tested. A list of laboratories certified in Ohio to test for lead may be found at [epa.ohio.gov/ddagw](http://epa.ohio.gov/ddagw) or by calling (614) 644-2752. Information on lead in drinking water, testing methods, and steps you can take to minimize exposure is available from the Safe Drinking Water Hotline at (800) 426-4791 or at [epa.gov/safewater/lead](http://epa.gov/safewater/lead).



## Source Water Assessment

For the purpose of source water assessments in Ohio, all surface waters are susceptible to contamination. By their nature, surface waters are readily accessible and can be contaminated by chemicals and pathogens, which may rapidly arrive at the public drinking water intake with little warning or time to prepare. The Mahoning Valley Sanitary District's drinking water source protection area is susceptible to runoff from row crop agriculture and animal feedlot operations, oil and gas wells, failing home and commercial septic systems, road/rail crossings, and new housing and commercial development that could raise runoff from roads and parking lots. The source water assessment for this system was completed in 2009 and last updated in 2026.

The Mahoning Valley Sanitary District treats the water to meet drinking water supply quality standards, but no single treatment technique can address all potential contaminants. A copy of the MVSD Consumer Confidence Report is included for reference. The potential for water quality impacts can further be decreased by measures to protect Meander Creek Reservoir and its watershed. More detailed information is provided in the Mahoning Valley Sanitary District's Drinking Water Source Assessment Report, which can be obtained by calling Jon Jamison at (330) 652-3614. To view the approved MVSD Meander Creek Reservoir Drinking Water Source Protection Plan, visit [meanderwater.org](http://meanderwater.org), select District Info, and then Water Quality.

## QUESTIONS?

For information regarding distribution, service, pressure, lead and copper sampling results, or discolored water, contact John Rapp or Anthony Snovak, Canfield Public Works Department, at (330) 533-1101. The City of Canfield is licensed to operate as a public water system (ID OH5000503).

## Lead in Home Plumbing - Service Line Inventory

Per the Lead and Copper Rules, public water systems were required to develop and maintain a service line inventory. A service line is the underground pipe that supplies your home or building with water. To view the service line inventory, which lists the material types for your location, you can visit [Canfield.gov](http://Canfield.gov).

## Substances That Could Be in Water

The sources of drinking water (both tap water and bottled water) include rivers, lakes, streams, ponds, reservoirs, springs, and wells. As water travels over the surface of the land or through the ground, it dissolves naturally occurring minerals and, in some cases, radioactive material and can pick up substances resulting from the presence of animals or from human activity. Contaminants that may be present in source water include:

Microbial Contaminants, such as viruses and bacteria, which may come from sewage treatment plants, septic systems, agricultural livestock operations, and wildlife.

Inorganic Contaminants, such as salts and metals, which can occur naturally in the soil or groundwater or may result from urban stormwater runoff, industrial or domestic wastewater discharges, oil and gas production, mining, or farming.

Pesticides and Herbicides, which may come from a variety of sources such as agriculture, urban stormwater runoff, and residential uses.

Organic Chemical Contaminants, including synthetic and volatile organic chemicals, which are by-products of industrial processes and petroleum production and can also come from gas stations, urban stormwater runoff, and septic systems.

Radioactive Contaminants, which can occur naturally or be the result of oil and gas production and mining activities.

To ensure that tap water is safe to drink, the U.S. EPA prescribes regulations that limit the amount of certain contaminants in water provided by public water systems. Food and Drug Administration regulations establish limits for contaminants in bottled water, which must provide the same protection for public health.

Drinking water, including bottled water, may reasonably be expected to contain at least small amounts of some contaminants. The presence of contaminants does not necessarily mean that water poses a health risk. More information about contaminants and potential health effects can be obtained by calling the Safe Drinking Water Hotline (800-426-4791) or visiting [epa.gov/safewater](http://epa.gov/safewater).

## What's a Cross-Connection?

Cross-connections that contaminate drinking water distribution lines are a major concern. A cross-connection is formed at any point where a drinking water line connects to equipment (boilers), systems containing chemicals (air-conditioning systems, fire sprinkler systems, irrigation systems), or water sources of questionable quality. Cross-connection contamination can occur when the pressure in the equipment or system is greater than the pressure inside the drinking water line (backpressure). Contamination can also occur when the pressure in the drinking water line drops due to fairly routine occurrences (main breaks, heavy water demand), causing contaminants to be sucked out from the equipment and into the drinking water line (backsiphonage).

Outside water taps and garden hoses tend to be the most common sources of cross-connection contamination at home. The garden hose creates a hazard when submerged in a swimming pool or attached to a chemical sprayer for weed killing. Garden hoses that are left lying on the ground may be contaminated by fertilizers, cesspools, or garden chemicals.

Improperly installed valves in your toilet could also be a source of cross-connection contamination.

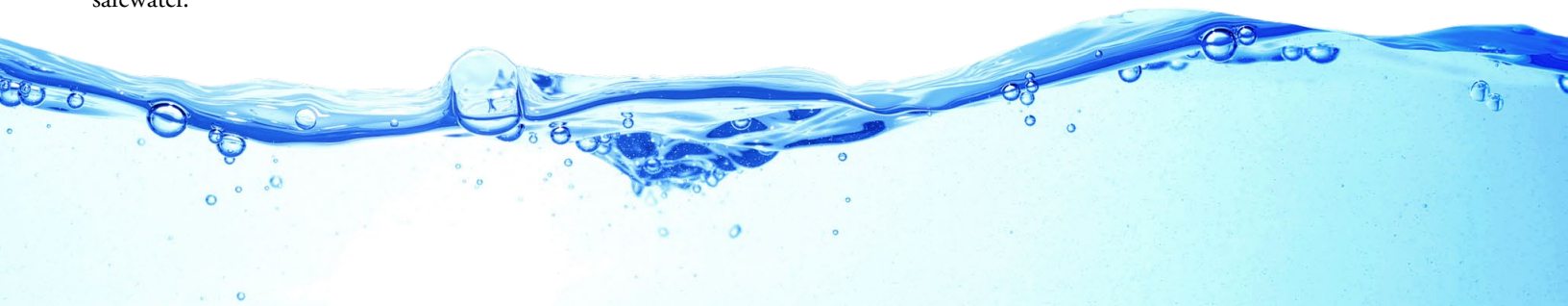
Community water supplies are continuously jeopardized by cross-connections unless appropriate valves, known as backflow prevention devices, are installed and maintained. We have surveyed industrial, commercial, and institutional facilities in the service area to make sure that potential cross-connections are identified and eliminated or protected by a backflow preventer. We also inspect and test backflow preventers to make sure that they provide maximum protection.

For more information on backflow prevention, contact the Safe Drinking Water Hotline at (800) 426-4791.



“Water is the driving force of all nature.”

-Leonardo da Vinci



## Water Conservation Tips

You can play a role in conserving water and saving yourself money in the process by becoming conscious of the amount of water your household is using and by looking for ways to use less whenever you can. It is not hard to conserve water. Here are a few tips:

- Automatic dishwashers use 15 gallons for every cycle, regardless of how many dishes are loaded. So get a run for your money and load it to capacity.
- Turn off the tap when brushing your teeth.
- Check every faucet in your home for leaks. Just a slow drip can waste 15 to 20 gallons a day. Fix it and you can save almost 6,000 gallons per year.
- Check your toilets for leaks by putting a few drops of food coloring in the tank. Watch for a few minutes to see if the color shows up in the bowl. It is not uncommon to lose up to 100 gallons a day from an invisible toilet leak. Fix it and you save more than 30,000 gallons a year.
- Use your water meter to detect hidden leaks. Simply turn off all taps and water using appliances. Then check the meter after 15 minutes. If it moved, you have a leak.

## Q&A

### Why can tap water have a taste?

Taste in drinking water is usually related to naturally occurring minerals, disinfectants, or seasonal changes in source water. While these characteristics may affect taste, they do not typically indicate a health risk.

### Why is water sometimes called the “original energy drink”?



Water helps regulate body temperature, supports digestion, and keeps joints moving—without sugar, calories, or caffeine.

### Can weather affect drinking water quality?

Heavy rain, drought, or seasonal changes can influence source water conditions. Water systems adjust treatment processes as needed to maintain water quality during changing environmental conditions.

### Why is maintaining water infrastructure important?

Pipes, pumps, and treatment facilities are critical for delivering safe drinking water. Regular maintenance and upgrades help prevent leaks, breaks, and service disruptions.

### What can customers do to help protect water quality?

Customers can help by reporting leaks, avoiding cross-connections, maintaining household plumbing, and staying informed through their annual water quality report.

## Community Participation

Public participation and comments regarding water are encouraged at regular city council meetings on the first and third Wednesday of every month or through the Office of the City Manager at (330) 533-1101.



You may not be aware of it, but every time you pour fat, oil, or grease (FOG) down your sink (e.g., bacon grease), you are contributing to a costly problem in the sewer collection system. FOG coats the inner walls of the plumbing in your house as well as the walls of underground

pipework throughout the community. Over time, these greasy materials build up and form blockages in pipes, which can lead to wastewater backing up into parks, yards, streets, and storm drains. These backups allow FOG to contaminate local waters, including drinking water. Exposure to untreated wastewater is a public health hazard. FOG discharged into septic systems and drain fields can also cause malfunctions, resulting in more frequent tank pump-outs and other expenses.

Communities spend billions of dollars every year to unplug or replace grease-blocked pipes, repair pump stations, and clean up costly and illegal wastewater spills. Here are some tips that you and your family can follow to help maintain a well-run system now and in the future:

### NEVER:

- Pour fats, oil, or grease down the house or storm drains.
- Dispose of food scraps by flushing them.
- Use the toilet as a waste basket.

### ALWAYS:

- Scrape and collect fat, oil, and grease into a waste container such as an empty coffee can, and dispose of it with your garbage.
- Place food scraps in waste containers or garbage bags for disposal with solid wastes.
- Place a wastebasket in each bathroom for solid wastes like disposable diapers, creams and lotions, and personal hygiene products including nonbiodegradable wipes.

## Where Does My Water Come From?

The Mahoning Valley Sanitary District (MVSD) Public Water System uses surface water drawn from the Meander Creek Reservoir.

## Tip Top Tap

The most common signs that your faucet or sink is affecting the quality of your drinking water are discolored water, sink or faucet stains, a buildup of particles, unusual odors or tastes, and a reduced flow of water. The solutions to these problems may be in your hands.

### Kitchen Sink and Drain

Hand washing, soap scum buildup, and the handling of raw meats and vegetables can contaminate your sink. Clogged drains can lead to unclean sinks and backed up water in which bacteria (e.g., pink and black slime) can grow and contaminate the sink area and faucet, causing a rotten egg odor. Disinfect and clean the sink and drain area regularly. Also, flush regularly with hot water.


### Faucets, Screens, and Aerators

Chemicals and bacteria can splash and accumulate on the faucet screen and aerator, which are located on the tip of faucets and can collect particles like sediment and minerals resulting in a decreased flow from the faucet. Clean and disinfect the aerators or screens on a regular basis.

Check with your plumber if you find particles in the faucet screen as they could be pieces of plastic from the hot water heater dip tube. Faucet gaskets can break down and cause black, oily slime. If you find this slime, replace the faucet gasket with a higher-quality product. White scaling or hard deposits on faucets and shower heads may be caused by hard water or water with high levels of calcium carbonate. Clean these fixtures with vinegar or use water softening to reduce the calcium carbonate levels for the hot water system.

### Water Filtration and Treatment Devices

A smell of rotten eggs can be a sign of bacteria on the filters or in the treatment system. The system can also become clogged over time so regular filter replacement is important. (Remember to replace your refrigerator filter!)



## BY THE NUMBERS



82

The average number of gallons of water an American uses per day.



27%

The percent of household water use attributable to toilets.



700

The average number of gallons that a household can save each year with water-efficient fixtures.



50-100

The typical design lifespan of underground drinking water pipes, in years.



<1%

The percent of Earth's water that is readily available as fresh drinking water.

## Test Results

Our water is monitored for many different kinds of substances on a very strict sampling schedule, and the water we deliver must meet specific health standards. Here, we only show those substances that were detected in our water (a complete list of all our analytical results is available upon request). Remember that detecting a substance does not mean the water is unsafe to drink; our goal is to keep all detects below their respective maximum allowed levels.

The City of Canfield has a current, unconditioned license from the Ohio EPA to operate the City of Canfield Water System (PWSID: OH5000503).

The state recommends monitoring for certain substances less than once per year because the concentrations of these substances do not change frequently. In these cases, the most recent sample data is included, along with the year in which the sample was taken.

REGULATED SUBSTANCES							
SUBSTANCE (UNIT OF MEASURE)	YEAR SAMPLED	MCL [MRDL]	MCLG [MRDLG]	AMOUNT DETECTED	RANGE LOW-HIGH	VIOLATION	TYPICAL SOURCE
Chlorine (ppm)	2025	[4]	[4]	2.03	1.4–3.2	No	Water additive used to control microbes
Fluoride (ppm)	2025	4	4	1.00	0.85–1.10	No	Erosion of natural deposits; Water additive which promotes strong teeth; Discharge from fertilizer and aluminum factories
Haloacetic Acids [HAA5] (ppb)	2025	60	NA	24.56	20.3–30.2	No	By-product of drinking water disinfection
Nitrate (ppm)	2025	10	10	0.33	AA-Blow detectable limits <0.10–0.56	No	Runoff from fertilizer use; Leaching from septic tanks, sewage; Erosion of natural deposits
Total Organic Carbon [TOC] (removal ratio)	2025	TT <sup>1</sup>	NA	1.79	1.40–2.10	No	Naturally present in the environment
Total Trihalomethanes [TTHMs] (ppb)	2025	80	NA	54.8	42.2–76.8	No	By-product of drinking water disinfection
Turbidity <sup>2</sup> (NTU)	2025	TT	NA	0.09	NA	No	Soil runoff
Turbidity (lowest monthly percent of samples meeting limit)	2025	TT = 95% of samples meet the limit	NA	100	NA	No	Soil runoff

Tap water samples were collected for lead and copper analyses from sample sites throughout the community

SUBSTANCE (UNIT OF MEASURE)	YEAR SAMPLED	AL	MCLG	AMOUNT DETECTED (90TH %ILE)	RANGE LOW- HIGH	SITES ABOVE AL/TOTAL SITES	VIOLATION	TYPICAL SOURCE
Copper (ppm)	2025	1.3	1.3	0.077	ND–0.638	0/40 <sup>3</sup>	No	Corrosion of household plumbing systems; Erosion of natural deposits
Copper (Second Monitoring Period) (ppm)	2025	1.3	1.3	0.045	ND–0.287	0/40 <sup>3</sup>	No	Corrosion of household plumbing systems; Erosion of natural deposits
Lead (ppb)	2025	15	0	ND	ND–35.9	1/40 <sup>4</sup>	No	Corrosion of household plumbing systems; Erosion of natural deposits
Lead (Second Monitoring Period) (ppb)	2025	15	0	ND	ND–35.3	1/40 <sup>5</sup>	No	Corrosion of household plumbing systems; Erosion of natural deposits



## UNREGULATED SUBSTANCES

SUBSTANCE (UNIT OF MEASURE)	YEAR SAMPLED	AMOUNT DETECTED	RANGE LOW-HIGH	TYPICAL SOURCE
<b>Bromodichloromethane</b> (ppb)	2025	8.2	5.1–11.5	Individual chemical found in disinfection by-products
<b>Chloroform</b> (ppb)	2025	55.4	43.9–85.9	Individual chemical found in disinfection by-products

<sup>1</sup> The value reported under Amount Detected for TOC is the lowest ratio of percentage of TOC actually removed to the percentage of TOC required to be removed. A value of greater than 1 indicates that the water system is in compliance with TOC removal requirements. A value of less than 1 indicates a violation of the TOC removal requirements.

<sup>2</sup> Turbidity is a measure of the cloudiness of the water. It is monitored because it is a good indicator of the effectiveness of the filtration system. All samples should be <1 NTU, 95% of them <0.3 NTU.

<sup>3</sup> Zero out of 40 samples were found to have copper levels in excess of the action level of 1.3 ppm.

<sup>4</sup> One out of 40 samples was found to have a lead level (35.9 ppb) in excess of the action level of 15 ppb.

<sup>5</sup> One out of 40 samples was found to have a lead level (35.3 ppb) in excess of the action level of 15 ppb.

## Definitions

**90th %ile:** The levels reported for lead and copper represent the 90th percentile of the total number of sites tested. The 90th percentile is equal to or greater than 90% of our lead and copper detections.

**AL (Action Level):** The concentration of a contaminant which, if exceeded, triggers treatment or other requirements which a water system must follow.

**Herbicide:** Any chemical(s) used to control undesirable vegetation.

**MCL (Maximum Contaminant Level):** The highest level of a contaminant that is allowed in drinking water. MCLs are set as close to the MCLGs as feasible using the best available treatment technology.

**MCLG (Maximum Contaminant Level Goal):** The level of a contaminant in drinking water below which there is no known or expected risk to health. MCLGs allow for a margin of safety.

**MRDL (Maximum Residual Disinfectant Level):** The highest level of a disinfectant allowed in drinking water. There is convincing evidence that addition of a disinfectant is necessary for control of microbial contaminants.

**MRDLG (Maximum Residual Disinfectant Level Goal):** The level of a drinking water disinfectant below which there is no known or expected risk to health. MRDLGs do not reflect the benefits of the use of disinfectants to control microbial contaminants.

**NA:** Not applicable.

**ND (Not detected):** Indicates that the substance was not found by laboratory analysis.

**NTU (Nephelometric Turbidity Units):** Measurement of the clarity, or turbidity, of water. Turbidity in excess of 5 NTU is just noticeable to the average person.

**Pesticide:** Generally, any substance or mixture of substances intended for preventing, destroying, repelling, or mitigating any pest.

**ppb (parts per billion):** One part substance per billion parts water (or micrograms per liter).

**ppm (parts per million):** One part substance per million parts water (or milligrams per liter).

**removal ratio:** A ratio between the percentage of a substance actually removed to the percentage of the substance required to be removed.

**TT (Treatment Technique):** A required process intended to reduce the level of a contaminant in drinking water.

